


## AVAILABILITY CHART

Decor	Reference	Decor name	Surface texture	Coordinates	RAL	Light Reflective Values (LRV)	Next NCS Code	Size 2,150 x 950 x 0.8 mm
	U11027	Icy White	SD	A2		0.82	S0505-R60B	•
	U11209	Royal White	SD	A1	9003	0.81	S0500-N	•
	U11509	Magnolia	SD	B1	~1013	0.76	S1005-Y20R	•
	U12000	Volcanic Black	SD	E2	9005	0.05	S8502-B	•
	U12115	Platinum Grey	SD	C2		0.28	S4500-N	•
	U12168	Cashmere	SD	F1		0.51	S2002-Y50R	•
	U12188	Light Grey	SD	B2	7035	0.58	S2000-N	•
	U12290	Anthracite Grey	SD	D2		0.16	S6500-N	•
	U15194	Zinc Yellow	SD	C1	1018	0.65	S0560-Y	•
	U16002	Congo	SD	G1		0.32	S4005-Y50R	•
	U16010	Orange	SD	D1	2011	0.35	S1070-Y40R	•
	U16058	Be rooted!	SD	H1		0.1	S7502-R	•
	U17005	Carmine Red	SD	E1	3000	0.17	S2070-Y90R	•
	U18003	Crystal Blue	SD	A4		0.55	S1020-R90B	•
	U18004	Dark Blue	SD	D4	~5011	0.08	S7020-R80B	•
	U18006	Skagerrak	SD	E4	~5020	0.11	S6020-B10G	•
	U18008	Java	SD	B4		0.25	S2555-B20G	•
	U18068	Heaven Blue	SD	C4		0.2	S3050-R90B	•
	U18501	Fjord	SD	E3		0.13	S7010-B30G	•
	U19005	Jade	SD	D3		0.2	S4040-B90G	•
	U19014	Sage	SD	A3		0.54	S2010-G30Y	•
	U19508	Chartreuse	SD	B3		0.51	S1050-G40Y	•
	U19509	Olive	SD	C3		0.54	S1070-G70Y	•
	R20021	Lindberg Oak	ML	H3		0.45		•
	R20022	Lindberg Cross-cut Oak	ML	I3		0.47		•
	R20039	Grey Sonoma Oak	RT	J1		0.32		•
	R20320	Silver Oak	RT	G2		0.19		•
	R20350	Giant Oak	ML	H2		0.14		•
	R27024	Sycamore	VV	J3		0.52		•
	R27043	Kiruna Maple	ML	G3		0.54		•
	R30135	Okapi Walnut	VV	F4		0.13		•
	R34019	Sliced Ash	ML	I4		0.04		•
	R34031	Sliced Ash Across	ML	J4		0.09		•
	R34032	Portland Ash Black	RT	J2		0.09		•
	R48042	Lumumba	SM	G4		0.13		•
	R50003	Clay Sangha Wenge	RT	I1		0.24		•
	R50004	Natural Sangha Wenge	RT	H4		0.11		•
	R55006	Fano Pine White	RT	F2		0.56		•
	R55059	Jacobsen Pine Black	RT	I2		0.12		•
	R55072	Willow White	ML	F3		0.64		•



MADE IN GERMANY

### Good to know: the Pfleiderer quality promise

Pfleiderer wood-based panels stand for quality without compromise. We use sustainable raw materials and state-of-the-art production processes and we are fully committed to our site in Germany. For more information, visit [quality.pfleiderer.com](https://www.quality.pfleiderer.com).

© Copyright 2022 Pfleiderer Deutschland GmbH. This information is issued with great care. We do not however accept any responsibility for the accuracy, completeness and timeliness. There may be slight colour differences between the printed brochure image and the actual design.

You can find our general terms and conditions on our webpage: [www.pfleiderer.com](https://www.pfleiderer.com)

Pfleiderer UK Limited · Greenway House · Larkwood Way · Tytherington Business Park · Macclesfield · Cheshire SK10 2XR · England  
Tel.: +44 (0) 16 25 660 410 · [www.pfleiderer.com](https://www.pfleiderer.com)

# HPL FOR DOORS

UK & IRELAND COLLECTION  
2022-2024

MADE IN GERMANY

DUROPAL | thermopal

**PFLIEDERER**

# HPL FOR DOORS

## UK & IRELAND COLLECTION 2022–2024

Unlock new perspectives – with a cleverly designed range of matching doors.

Doors are an element of all interior planning. Pfleiderer's door range ensures they meet all functional and aesthetic requirements: uncompromisingly good quality and processing optimised materials that can be realised in the same finish.

This collection offers 40 selected finish and texture combinations in HPL quality to EN 438 standard, available at short notice from stock in format 2,150 x 950 x 0.8 mm. This HPL collection gives each door a unique character. The best thing is: the colours and finishes match the high-quality interior panels from Pfleiderer's extensive wood-based panel product range to guarantee optimum design scope.








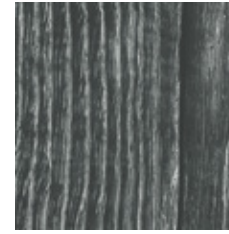







**24-hour service**  
 Samples available to order around the clock:  
 Tel.: +44 (0) 16 25 660 411  
 Fax: +44 (0) 16 25 617 301  
**www.pfleiderer.com**

Any personal details are only taken for the requirement of sending out samples and are not retained on file.

Pfleiderer uses wood from Certified Sustainable Forest Management.



A	B	C	D	E
 <b>U11209</b> SD Royal White	 <b>U11509</b> SD Magnolia	 <b>U15194</b> SD Zinc Yellow	 <b>U16010</b> SD Orange	 <b>U17005</b> SD Carmine Red
 <b>U11027</b> SD Icy White	 <b>U12188</b> SD Light Grey	 <b>U12115</b> SD Platinum Grey	 <b>U12290</b> SD Anthracite Grey	 <b>U12000</b> SD Volcanic Black
 <b>U19014</b> SD Sage	 <b>U19508</b> SD Chartreuse	 <b>U19509</b> SD Olive	 <b>U19005</b> SD Jade	 <b>U18501</b> SD Fjord
 <b>U18003</b> SD Crystal Blue	 <b>U18008</b> SD Java	 <b>U18068</b> SD Heaven Blue	 <b>U18004</b> SD Dark Blue	 <b>U18006</b> SD Skagerrak

F	G	H	I	J
 <b>U12168</b> SD Cashmere	 <b>U16002</b> SD Congo	 <b>U16058</b> SD Be rooted!	 <b>R50003</b> RT Clay Sangha Wenge	 <b>R20039</b> RT Grey Sonoma Oak
 <b>R55006</b> RT Fano Pine White	 <b>R20320</b> RT Silver Oak	 <b>R20350</b> ML Giant Oak	 <b>R55059</b> RT Jacobsen Pine Black	 <b>R34032</b> RT Portland Ash Black
 <b>R55072</b> ML Willow White	 <b>R27043</b> ML Kiruna Maple	 <b>R20021</b> ML Lindberg Oak	 <b>R20022</b> ML Lindberg Cross-cut Oak	 <b>R27024</b> VV Sycamore
 <b>R30135</b> VV Okapi Walnut	 <b>R48042</b> SM Lumumba	 <b>R50004</b> RT Natural Sangha Wenge	 <b>R34019</b> ML Sliced Ash	 <b>R34031</b> ML Sliced Ash Across